

# How to install And Active Microsoft office

## First Uninstall every privious version of office

1 - Enter to the link : <https://setup.office.com/>

2 - Log with your microsoft, hotmail, or outlook account if you don't have one create it

This site uses cookies for analytics, personalized content and ads. By continuing to browse this site, you agree to this use. [Learn more](#)

Microsoft | Microsoft 365 Contact support Read the FAQ Provide feedback All Microsoft

Log with your microsoft, hotmail, or outlook account if you don't have one create it

Hi. Let's get started.

1 Sign in with your Microsoft account

You'll use your Microsoft account for everything you do with Microsoft 365 or Office. If you use a Microsoft service like Outlook.com, OneDrive, Xbox Live, or Skype, you already have an account.

[Sign in](#) [Create a new account](#)

Already entered a product key and looking for your software? [Install from your Microsoft account](#)

2 Enter your product key

3 Get your apps

English (United States) Sitemap Contact Microsoft Privacy & cookies Terms of use Trademarks Safety & eco About our ads © Microsoft 2020

3 - Enter the key and choose your country and language

Microsoft | Microsoft 365 Contact support Read the FAQ Provide feedback All Microsoft

Hi. Let's get started.

1 Signed in as ( @hotmail.com) [Change](#)

2 Enter your product key

**Enter the key**

Microsoft

R4wN TTRKK H2883 CG42C YKP6G

Where's my product key? ?

Country or region

Choose your country or region ?

Your language

**choose your country and language**

Next

3 Get your apps

English (United States) Sitemap Contact Microsoft Privacy & cookies Terms of use Trademarks Safety & eco About our ads © Microsoft 2020

## 4 - download the office

Microsoft | Microsoft 365 Contact support Read the FAQ Provide feedback

All Microsoft

Hi. Let's get started.

- 1 Signed in as ( @hotmail.com) [Change](#)
- 2 Product key confirmed: Microsoft Office Pro Plus 2019 [Change](#)
- 3 Get your apps

Your product  
**Microsoft Office Pro Plus 2019**

Your product key  
**R4WWN-TTRKK-H2883-CG42C-YKP6G**

Here's what to do next:

1. Click the Download now button, below.
2. Save the file to your desktop. Don't change the file name.
3. Double-click the file icon.
4. Enter the product key shown above.
5. Follow the instructions to activate your license.


**download the office**

[Download now](#)

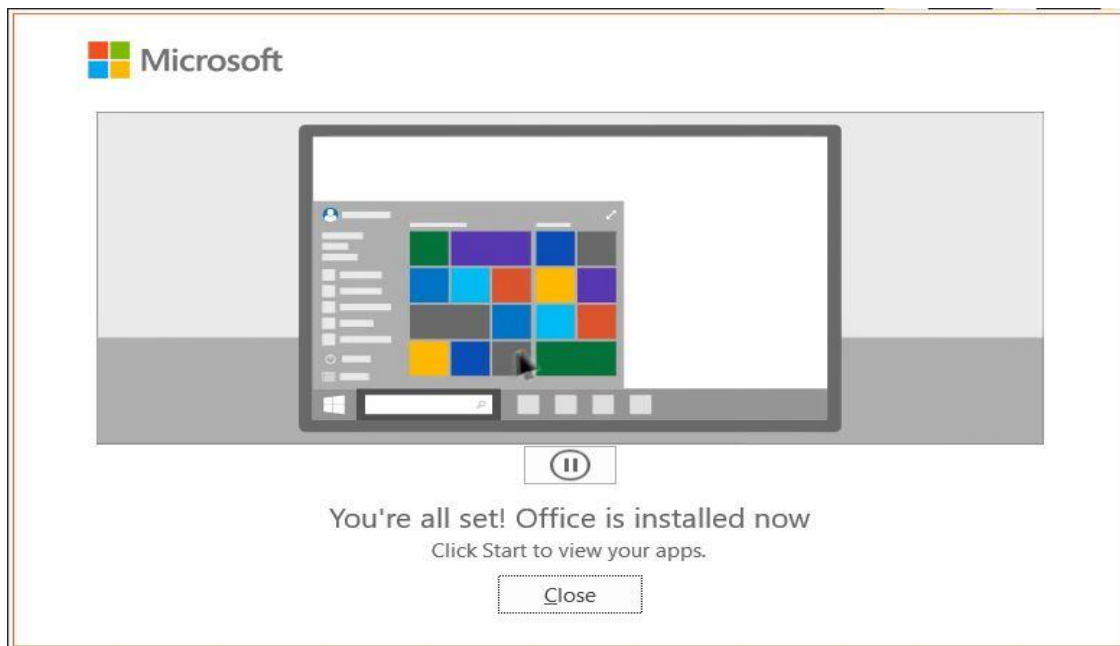
English (United States) Sitemap Contact Microsoft Privacy & cookies Terms of use Trademarks Safety & eco About our ads © Microsoft 2020

## 5 - Click on the file you downloaded to install

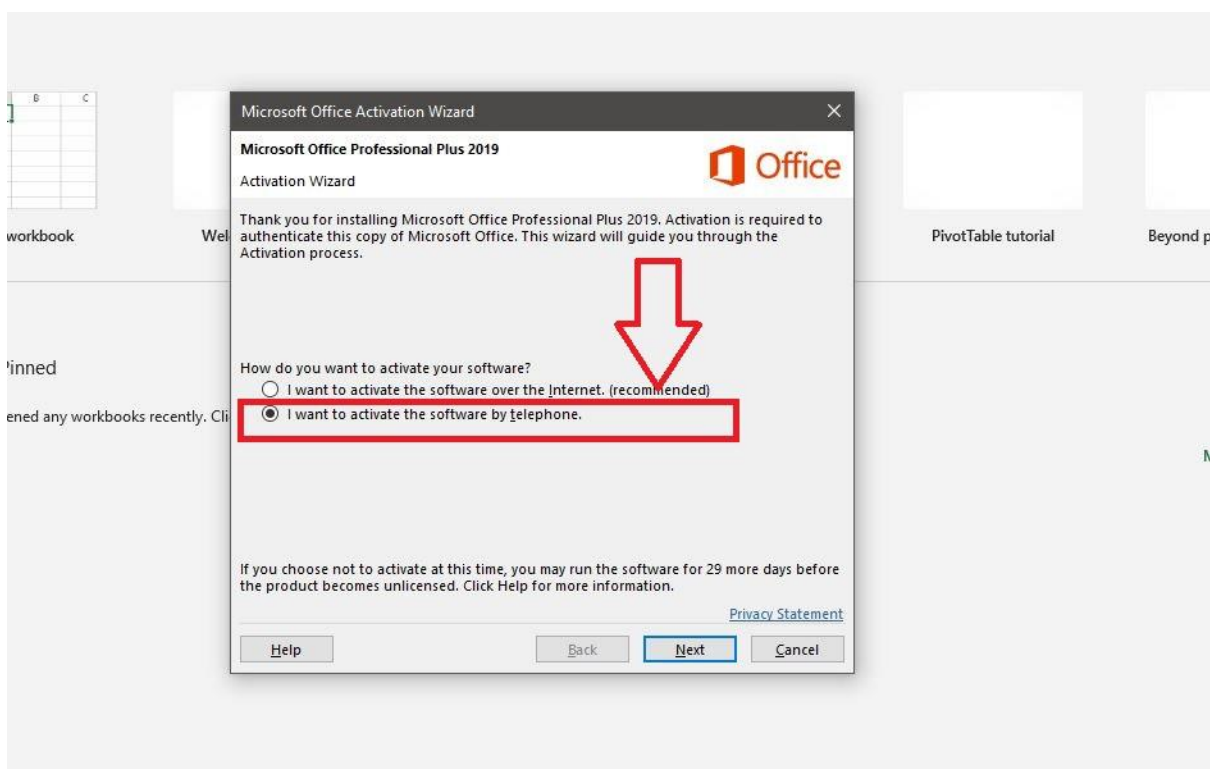
## 6 - Wait for the installation to complete



7 - When it's completed click close



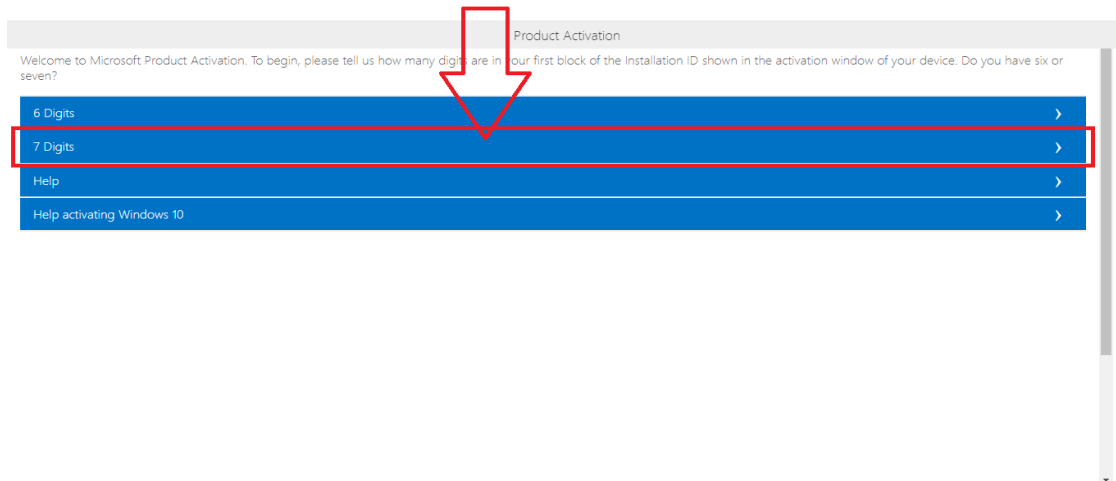
8 - Now open any application word or excel or others, when it's open click activate by phone and click Next



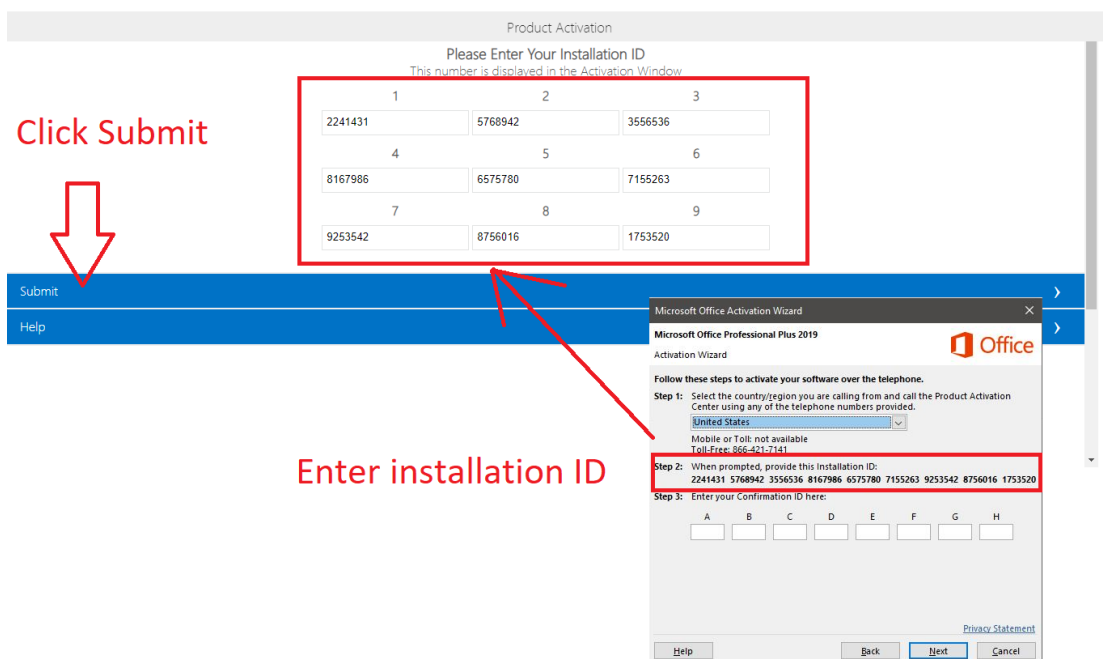
9 – Open this link : <https://bitly.com/2Bs2DXH>

**If the link is not working Please Use VPN**

10 – Choose 7 Digits



11 – Enter installation ID And click Submit



## 12 – Enter 1 And click Submit

Product Activation

How many computers have you installed, with this copy of the software?

1

Submit

Submit

1 - Enter 1 here

2 - Click Submit

You need to enter number 1 And click submit

## 13 – Enter Confirmation ID That you get And click Next

Product Activation

Confirmation ID

Please enter this ID into the activation window and click the 'Next' or 'Activate' button. Please save this number for future reference.

A	B	C
459440	014145	137412
D	E	F
912043	611590	229680
G	H	
237381	027730	

Did you get an error message?

No

Yes

Enter Confirmation ID

Microsoft Office Activation Wizard

Microsoft Office Professional Plus 2019

Activation Wizard

Follow these steps to activate your software over the telephone.

Step 1: Select the country/region you are calling from and call the Product Activation Center using any of the telephone numbers provided.

United States

Mobile or Toll: not available  
Toll-Free: 866-421-7141

Step 2: When prompted, provide this Installation ID:  
2241431 5768942 3556536 8167986 6575780 7155263 9253542 8756016 1753520

Step 3: Enter your Confirmation ID here:

A	B	C	D	E	F	G	H

Privacy Statement

Help Back Next Cancel

# Your office is successfully activated

